



1.

SITUATION: MEASLES OUTBREAK	LOCATION: LIBERIA
DATE OF REPORT: SEPTEMBER 13, 2024	OUTBREAK START DATE: DEC 13, 2021
REPORTING PERIOD: SEPT 5 -11, 2024	SITREP NO: 124

(SEPTEMBER 5 -11, 2024)

REPORTED CASES

6

CONFIRMED CASES

6

COUNTIES IN OUTBREAK

2

DISTRICTS IN OUTBREAK

6

DEATHS AMONG CONFIRMED

0

**SITUATIONAL UPDATE (DEC 13, 2021 –
SEPTEMBER 5 -11, 2024)**

SUSPECTED CASES

13,854

CONFIRMED CASES

13,197

DEATHS AMONG CONFIRMED

95

CASE FATALITY RATE

0.7%

Table 1: Distribution of Confirmed Measles Cases and Deaths by Outbreak District, Liberia, December 13, 2021- September 11, 2024

County	District (s)	Cases	Death (s)
Maryland	Harper	344	0
	Karluway-II	60	0
Nimba	Saclepeah-Mah	108	0
	Boe-Quilla	38	0
	Zoe-geh	29	0
	Tapita	27	0
Total		606	0

Table 2: Cumulative Distribution of Measles Cases and Deaths, December 13, 2021- September 11, 2024

COUNTY	CUMULATIVE SUSPECTED CASES	CUMULATIVE CONFIRMED CASES	CLASSIFICATION OF CONFIRMED CASES			CLASSIFICATION OF CONFIRMED DEATHS			CUMULATIVE DEATHS	CFR (%)	# CONFIRMED CASES WEEK 35	# CONFIRMED CASES WEEK 36	Outbreak Status
			Lab confirmed	Epi Linked	Clinically Compatible	Lab confirmed	Epi Linked	Clinically Compatible					
Montserratado	5,456	5,373	148	1658	3,567	3	61	5	69	1.3	0	0	Ended
Nimba	1,366	1,341	59	358	924	0	1	3	4	0.4	5	6	Ongoing
Margibi	827	803	37	136	630	0	0	1	1	0.1	0	0	Ended
Grand Bassa	962	924	41	212	671	1	0	6	7	0.9	0	0	Ended
Lofa	361	292	35	66	191	0	0	0	0	0	0	0	Ended
Bong	603	578	25	21	532	0	1	2	3	0.5	0	0	Ended
Maryland	1329	1320	33	397	890	0	0	0	0	0	0	0	Ongoing
Grand Gedeh	754	604	83	121	400	0	0	0	0	0	0	0	Ended
Sinoe	305	247	49	86	112	0	0	0	0	0	0	0	Ended
Bomi	184	148	38	27	83	1	2	2	5	3	0	0	Ended
Grd Cape Mt	215	187	23	18	146	0	2	1	3	1.6	0	0	Ended
Grand Kru	1131	1,100	56	204	840	0	0	2	2	0.2	0	0	Ended
Gbarpolu	82	62	7	5	50	0	0	0	0	0	0	0	Ended
Rivercess	112	84	26	54	4	0	1	0	1	1.1	0	0	Ended
River Gee	167	134	33	51	50	0	0	0	0	0	0	0	Ended
Total	13,854	13,197	693	3,414	9,090	5	68	22	95	7.8	5	6	

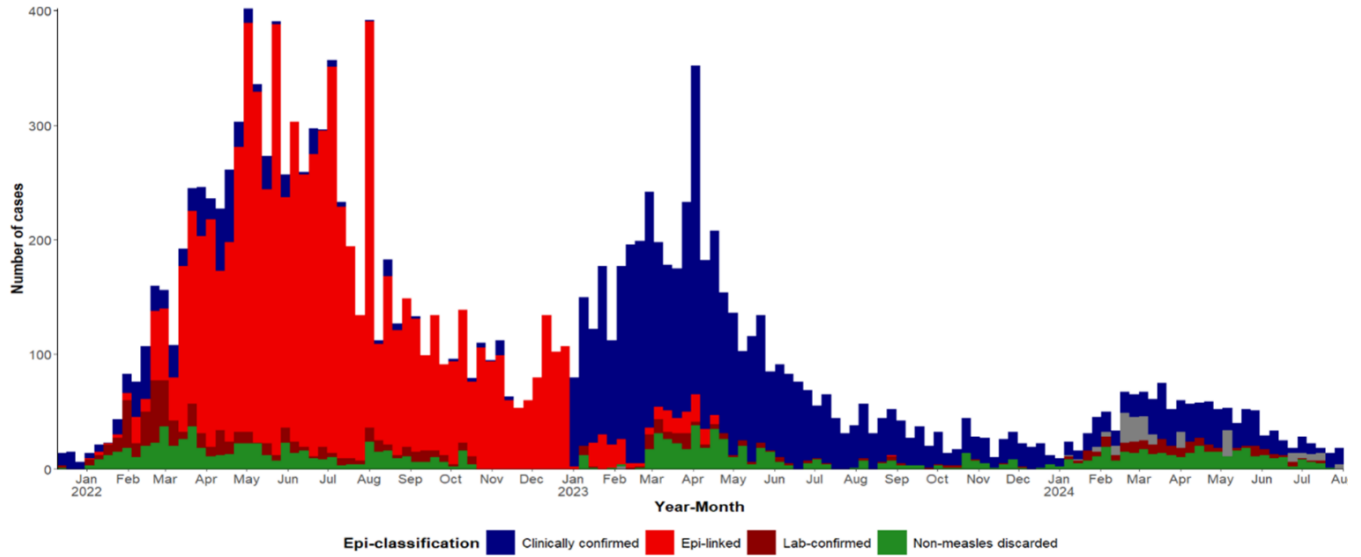


Figure 1: Epi-curve of Measles Cases by Epi-classification, Liberia, 13 December 2021 – September 11, 2024

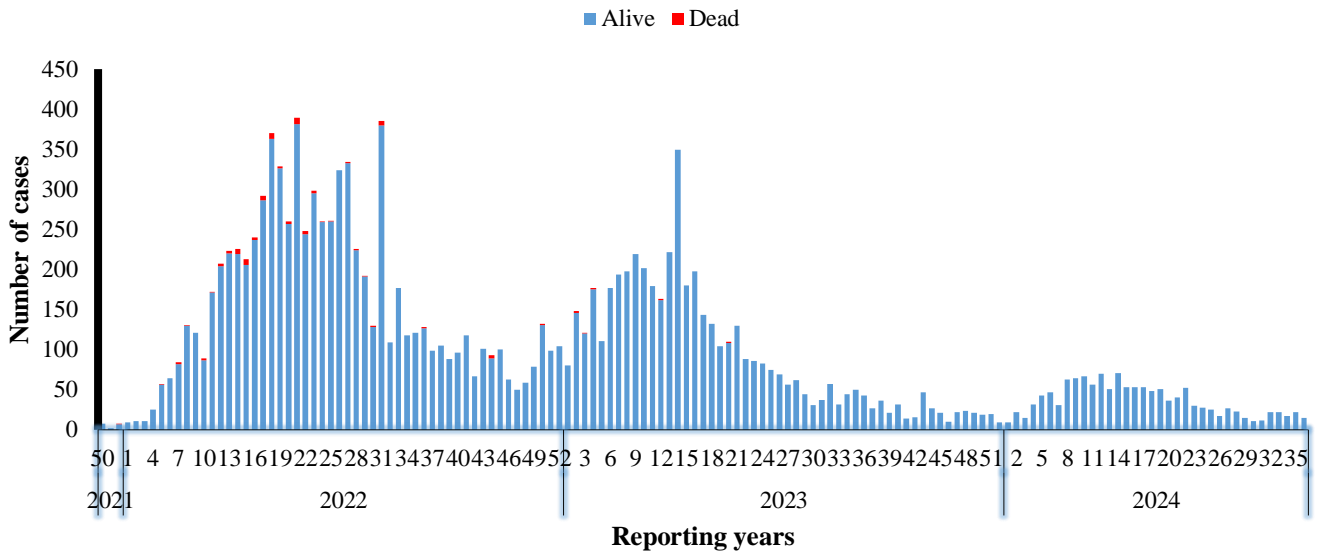


Figure 2: Epi Curve of Measles Cases by Epi week Liberia, 13 December 2021 – September 11, 2024

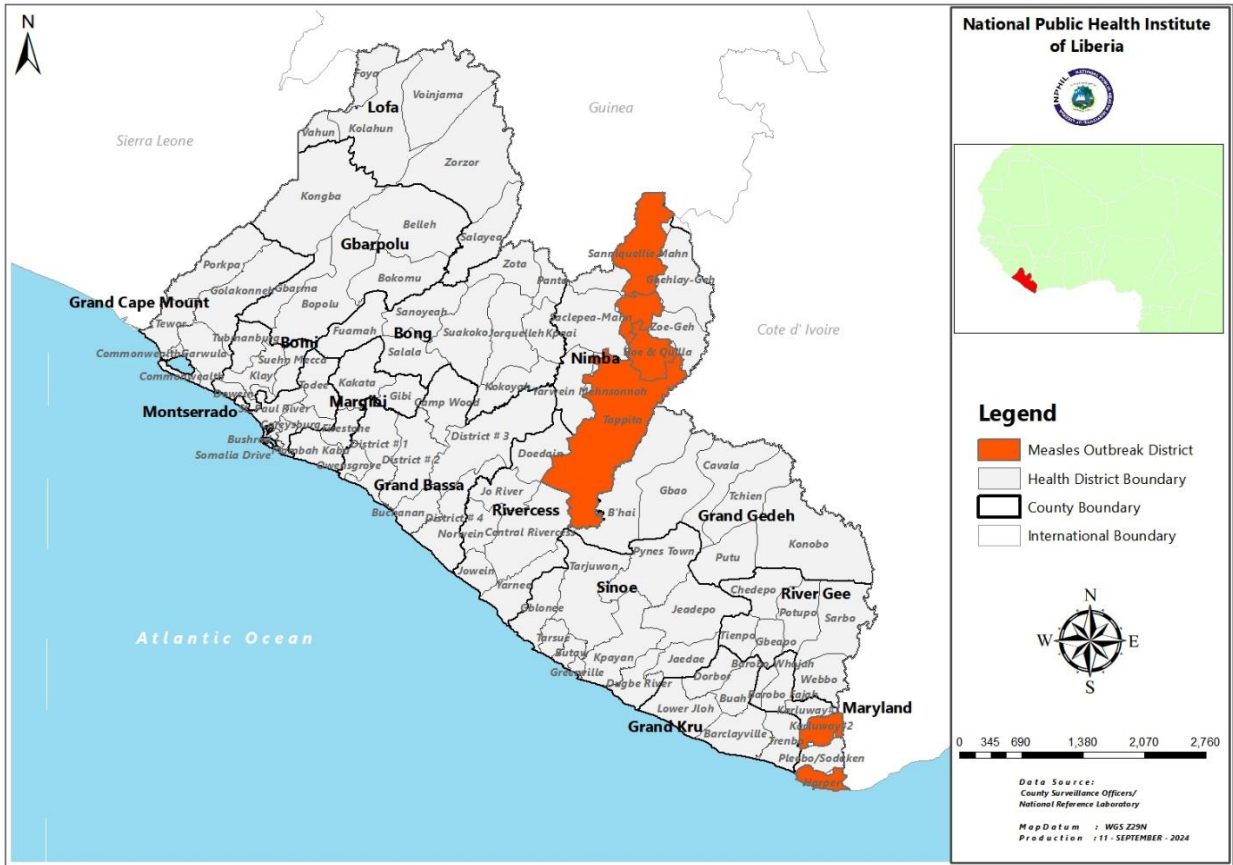


Figure 3: Distribution of Confirmed Measles Cases in Liberia by Health District, December 13, 2021 – September 11, 2024.

Table 3: Status of Confirmed Measles Cases by County, Liberia, December 13, 2021 – September 11, 2024

County	Total Cases	Active	Recovery	Deaths	# of Districts
Montserrado	5,373	0	5,304	69	0/7
Nimba	1341	6	1337	4	4/6
Grand Bassa	924	0	917	7	0/8
Margibi	803	0	802	1	0/4
Bong	578	0	575	3	0/9
Maryland	1,320	0	1320	0	2/6
Lofa	292	0	292	0	0/6
Grand Kru	1,100	0	1,098	2	0/5
Grand Cape Mount	187	0	184	3	0/5
Bomi	148	0	143	5	0/4
Rivercess	84	0	83	1	0/6
Gbpolu	62	0	62	0	0/5
Grand Gedeh	604	0	604	0	0/6
River Gee	134	0	134	0	0/6
Sinoe	247	0	247	0	0/10
Total	13,197	6	13,102	95	6/98

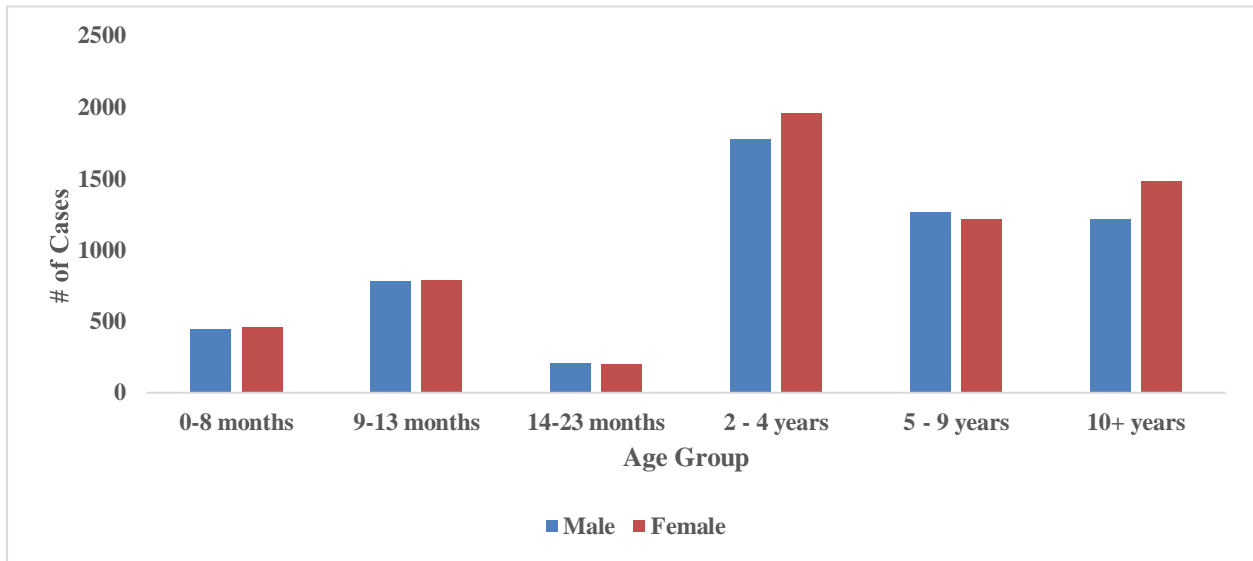


Figure 4: Distribution of Measles Cases by age and sex, Liberia, December 13, 2021-September 11, 2024

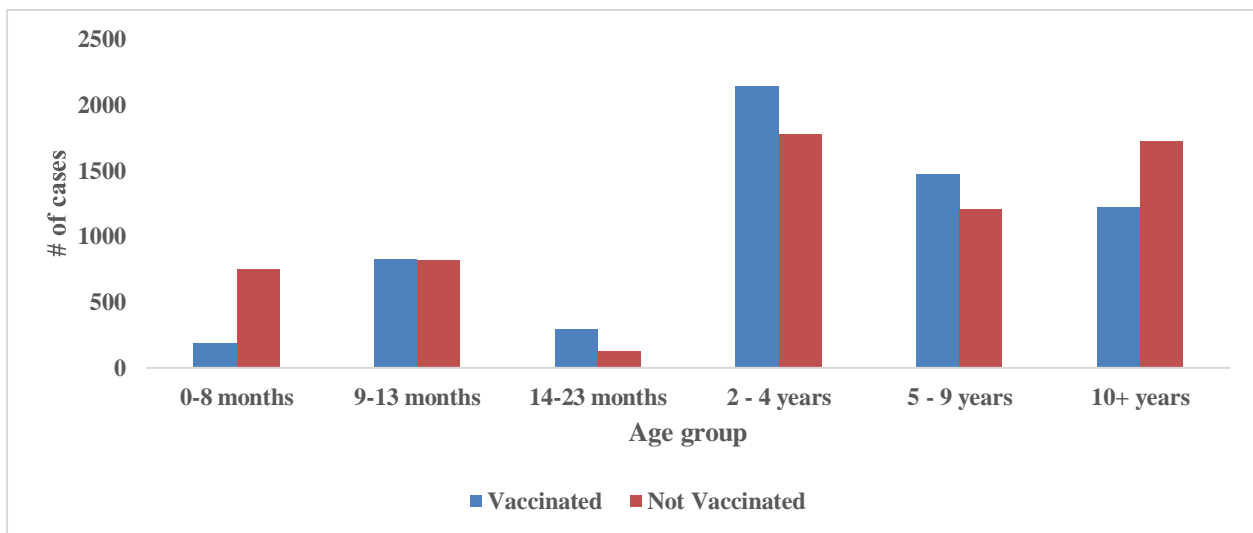


Figure 5: Vaccination status of confirmed Measles cases by Age group, Liberia, December 13, 2021 – September 11, 2024.

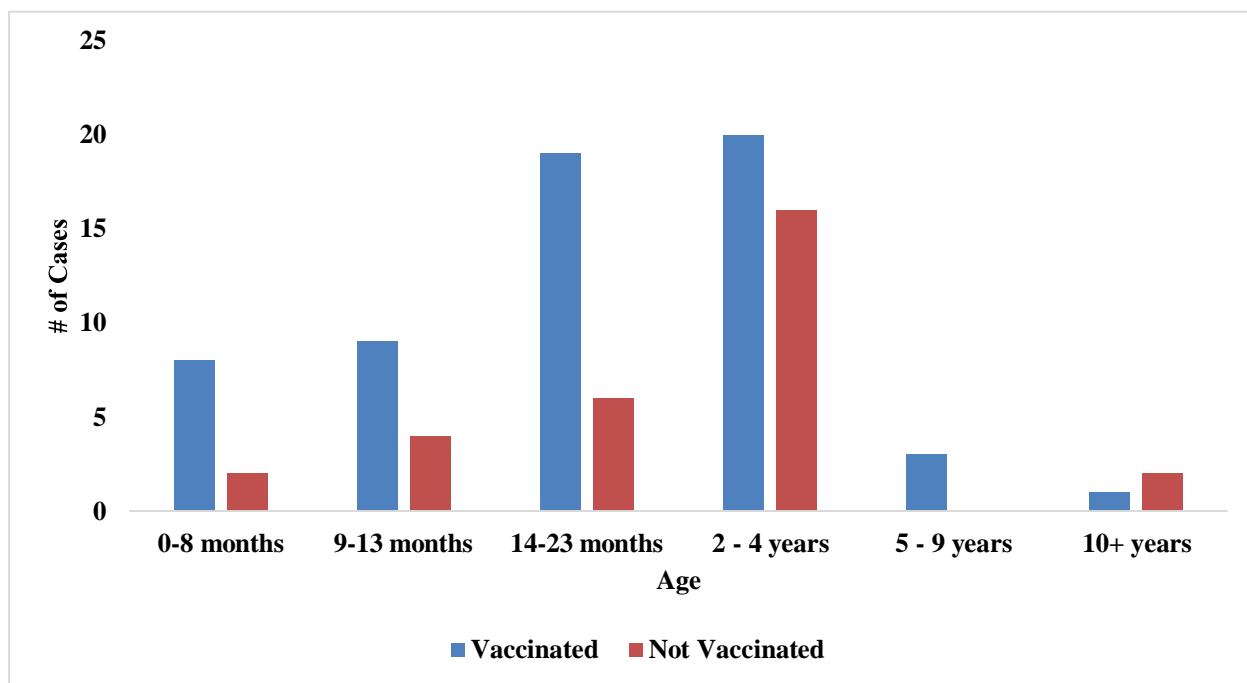


Figure 6: Distribution of Measles deaths by age and vaccination status, Liberia, December 13, 2021 – September 11, 2024

PUBLIC HEALTH ACTIONS

I. Coordination

- The response has been led by the County Health Teams with technical support from the National Public Health Institute of Liberia (NPHIL), the Ministry of Health (MOH) and partners (**Maryland-PIH**)
- IMS meetings are being held for coordination and mobilization of resources in affected Counties

II. Epidemiological Surveillance

- Active case search in affected and surrounding communities ongoing in Nimba and Maryland Counties

III. Case management

- Case management ongoing in affected counties

IV. Immunization

- Routine immunization ongoing across the country

V. Laboratory

- The National Public Health Reference Laboratory continues testing of Measles samples
- Two (2) cases were laboratory confirmed from Sinoe and Bomi Counties
- A total of 693 cases have been confirmed by the NPHRL from December 13, 2021 – September 11, 2024

VII. Risk Communication and Community Engagement

- Community Engagement meeting, ongoing in affected counties



Community engagement and health education meeting in Harper District, 2024

VIII. Challenge (s)

- Limited supply of drugs and medical supplies for case management in outbreak counties

For comments or questions, please contact

Ralph W. Jetoh, MD, MPH
Director

Disease of Infectious Disease and Epidemiology
National Public Health Institute of Liberia
Republic of Liberia

Email: ralphica2000@gmail.com
Phone: +231 886526388/777372655
Website: www.nphil.gov.lr

Sumor L. Flomo, BA, MPH, FETP
Epidemiologist, Measles Technical Lead
Division of Infectious Disease and Epidemiology
National Public Health Institute of Liberia
Republic of Liberia

Email: sumorflomo@gmail.com
Phone: +231 886517116/778499349

Issuing Authority:

Dougbeh Chris Nyan, M.D.
Director General

National Public Health Institute of Liberia
Cell: (+231-777949027) Email: dyan@doctor.com