



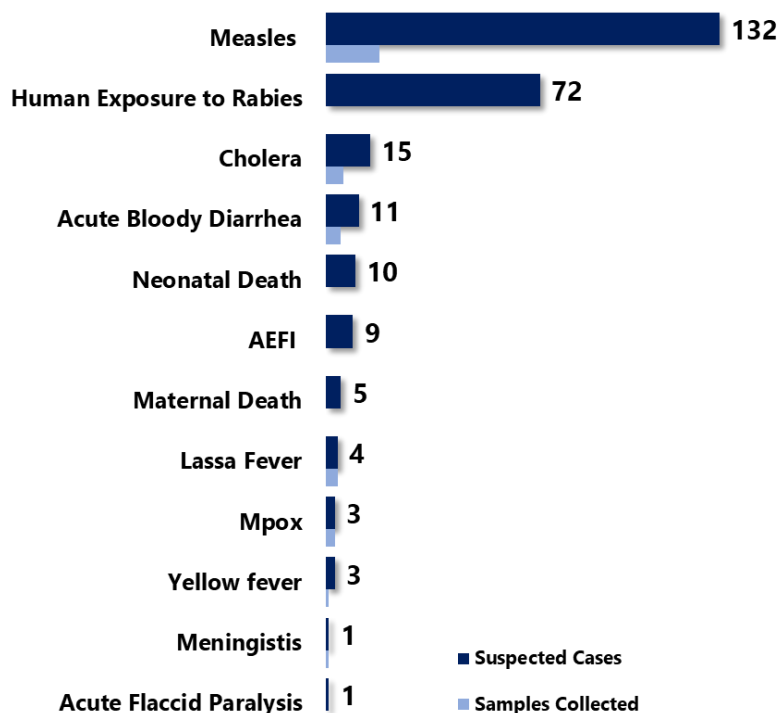
Liberia IDSR Epidemiology Bulletin

Epi-week 18 (May 1-7, 2023)

Country Population: 5,104,413 | Volume 18 Issue 18 || May 1-7, 2023 || Data Source: CSOs from 15 Counties and Laboratory

Highlights

Figure 1: Public Health Events Reported



Keynotes and Events of Public Health Significance

- ◆ A total of 266 events of public health importance including 15 deaths reported
- ◆ Completeness and timeliness of health facility reports were 98% and 98%
- ◆ Ongoing Lassa fever outbreak in 2 Counties
- ◆ Ongoing Measles outbreak in 14 Counties
- ◆ Ongoing Mpox outbreak in 3 Counties

Adverse Events Following Immunization/Adverse Drug Reaction (AEFI)

Reporting Coverage

Table 1: Health Facility Weekly IDSR Reporting Coverage, Liberia, Epi-week 18, 2023

County	Expected Reports From HF*	Reports Received	Received on Time	Completeness (%)	Timeliness (%)
Bomi	28	28	28	100	100
Bong	67	67	67	100	100
Gbarpolu	18	18	18	100	100
Grand Bassa	37	37	37	100	100
Grand Cape Mount	34	34	34	100	100
Grand Gedeh	24	24	24	100	100
Grand Kru	24	24	24	100	100
Lofa	60	60	60	100	100
Margibi	66	66	66	100	100
Maryland	28	28	28	100	100
Montserrado	418	403	403	96	96
Nimba	92	92	92	100	100
Rivercess	21	21	21	100	100
River Gee	20	20	20	100	100
Sinoe	41	41	41	100	100
Liberia	978	963	963	98	98

963(98%)
Health facilities reported IDSR data

98(100%)
Health districts reported IDSR data

963 (98%)
Health facilities reported timely IDSR data

- ◆ The national target for weekly IDSR reporting is 80%. Health facility timeliness is monitored at the health district level
- ◆ All Counties reported on time to the national level

Legend: ≥80 <80

Vaccine-Preventable Diseases

Measles

- ☞ One hundred thirty-two (132) suspected cases were reported from 13 Counties (see distribution in table 2)
- ☞ Eighteen (18) specimens collected and pending testing
- ☞ Eighty-one (81) were vaccinated (see distribution in table 3)

Table 2: Distribution of Measles cases per county and epi-classification, Liberia, Epi week 18, 2023

COUNTY	Cases Week 18	Lab confirmed Epi Week 18	CLASSIFICATION OF CONFIRMED CASES, EPI WEEK 1-18			Deaths	CFR (%)	CUMULATIVE # SUSPECTED CASES, EPI WEEK 1-18	CUMULATIVE # CONFIRMED CASES, EPI WEEK 1-18
			Lab confirmed	Epi Linked	Clinically Compatible				
Bomi	1	0	2	13	45	0	0.0	69	60
Bong	6	0	2	6	156	1	0.6	164	164
Gbarpolu	3	0	0	0	31	0	0.0	32	31
Grand Bassa	4	0	0	0	134	0	0.0	136	134
Grand Cape Mount	2	0	1	2	49	0	0.0	60	52
Grand Gedeh	21	0	4	26	134	0	0.0	207	164
Grand Kru	15	0	6	72	559	2	0.3	639	637
Lofa	7	0	0	0	62	0	0.0	70	62
Margibi	12	0	1	8	167	0	0.0	178	176
Maryland	17	0	0	0	447	0	0.0	449	447
Montserrado	26	0	4	53	720	0	0.0	785	777
Nimba	9	0	2	33	196	3	1.4	233	231
River Gee	3	0	0	0	66	0	0.0	86	66
Rivercess	0	0	1	0	25	0	0.0	31	26
Sinoe	6	0	4	11	53	0	0.0	82	68
Grand Total	132	0	27	224	2,844	6	2.3	3,221	3,095

Table 3: Vaccination Status of Measles Cases, Liberia, Epi week 18, 2023

County	Vaccinated	Number of Doses Received		
		One Dose	Two Doses	Doses Not indicated
Bomi	0	0	0	0
Bong	2	2	0	0
Gbarpolu	3	3	0	0
Grand Bassa	4	0	0	4
Grand Cape Mount	2	2	0	0
Grand Gedeh	6	6	0	0
Grand Kru	10	6	2	1
Lofa	7	1	0	6
Margibi	11	11	0	0
Maryland	1	1	0	0
Montserrado	23	19	4	0
Nimba	6	0	0	6
River Gee	3	0	1	2
Rivercess	0	0	0	0
Sinoe	3	1	1	1
Grand Total	81	52	8	20

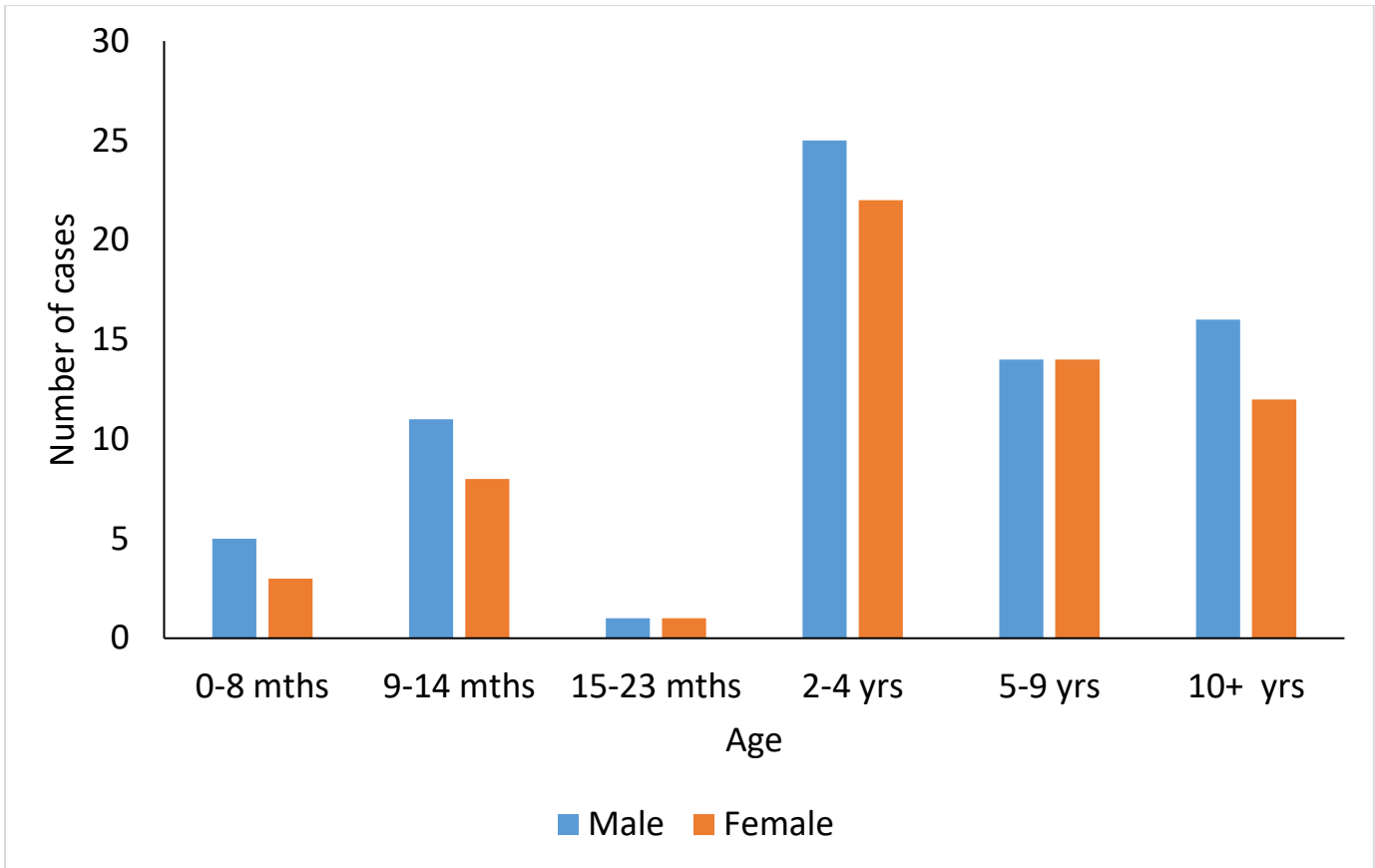


Figure 2: Distribution of Measles Cases by Sex, Liberia Epi Week 18, 2023

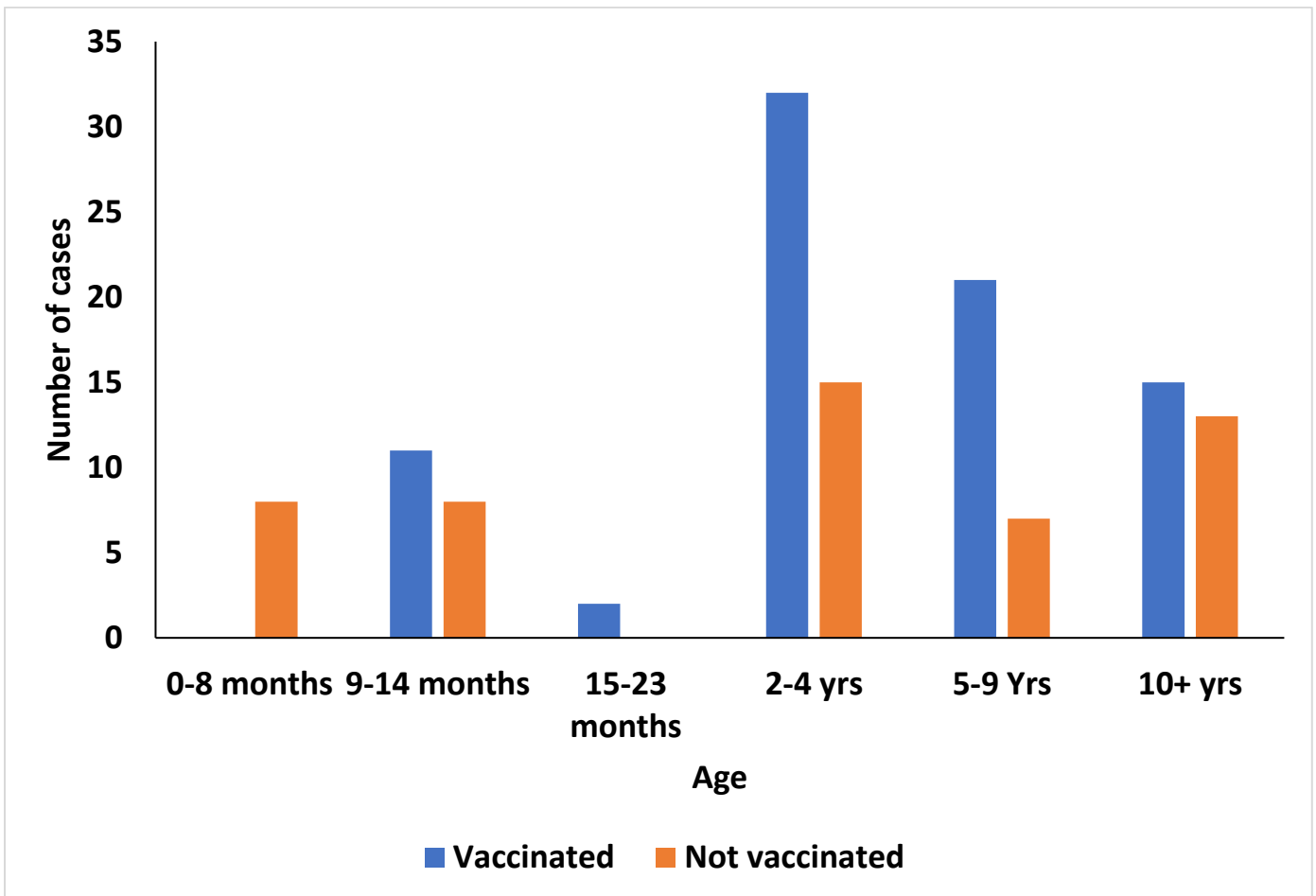


Figure 3: Vaccination Status of Suspected Measles Cases by Age Group, Liberia, Epi-Week 18, 2023

Table 4: Cumulative Distribution of Measles Cases and Deaths, December 13, 2021- May 7, 2023

COUNTY	CUMULATIVE SUSPECTED CASES	CUMULATIVE CONFIRMED CASES	CLASSIFICATION OF CONFIRMED CASES			CLASSIFICATION OF CONFIRMED DEATHS			CUMULATIVE DEATHS	CFR (%)	# CONFIRMED CASES WEEK 17	# CONFIRMED CASES WEEK 18	% CHANGE	Outbreak Status
			Lab confirmed	Epi Linked	Clinically Compatible	Lab confirmed	Epi Linked	Clinically Compatible						
Montserrado	5,143	5,077	145	4,449	486	3	61	3	67	1.6	46	26	-43	Ongoing
Nimba	992	962	39	837	86	0	0	4	4	0.1	7	9	29	Ongoing
Margibi	778	755	34	663	58	0	1	0	1	0	11	12	9	Ongoing
Grand Bassa	891	854	40	677	137	1	6	0	7	1	5	0	-100	Ongoing
Lofa	298	237	32	141	64	0	0	0	0	0	4	1	-75	Ongoing
Bong	531	509	21	413	75	0	1	2	3	0.6	5	6	20	Ongoing
Maryland	811	803	22	661	120	0	0	0	0	0	15	16	6.6	Ongoing
Grand Gedeh	436	319	34	113	172	0	0	0	0	0	15	21	25	Ongoing
Sinoe	240	185	36	58	91	0	0	0	0	0	2	0	-100	Ongoing
Bomi	178	152	35	72	45	1	2	2	5	7.4	2	1	-50	Ongoing
Grd Cape Mt	186	163	17	116	30	0	2	1	3	2.7	1	2	100	Ongoing
Grand Kru	917	845	22	635	188	0	2	0	2	0	20	13	-35	Ongoing
Gbarpolu	86	72	5	60	7	0	0	0	0	0	0	0	-	Ongoing
Rivercess	102	84	23	54	7	0	1	0	1	1.3	0	0	-	Ended
River Gee	54	44	3	0	41	0	0	0	0	0	6	3	-50	Ongoing
Total	11,643	10,061	508	8,949	1,604	5	76	12	93	1.5	139	110		

Public Health Response

I. Coordination

- Response efforts have been coordinated by CHTs with support from partners

II. Epidemiological Surveillance

- Surveillance activities have been intensified at all levels in affected counties (Grand Kru, Montserrado Grand Gedeh, River Gee, Margibi, and Bong).
- Active case search
- Line listing of cases

III. Case management

- Patients were managed at health facilities and sent for home-based isolation (Grand Gedeh, Maryland, Grand Kru and Nimba).

IV. Immunization

- Mini campaign in Grand Gedeh County still pending
- Target age group 7 -59 months
- Targeted number of children to be vaccinated: 5,927

V. Laboratory

- Specimens were collected from 10 districts in 8 counties for testing (Grand Kru- Barclayville and Trehn, Grand Gedeh-Putu, Konobo, Cavalla, B'hai and Tchien, River Gee- Gbeapo, Potupo, Sarbo, and Webbo, Sinoe- Jedepo, Greenville, Kpanyan, and Tarjuwon, Lofa- Foya, Grand Cape Mount- Commonwealth, Margibi- Kakata, Mamba-Kaba, and Gibi).
- Five hundred twenty-one cases have been confirmed by the laboratory from December 13, 2021 –April 26, 2023.

VI. Risk Communication and Community Engagement

- A five-day community engagement activity completed in affected and surrounding communities from April 20-24, 2023 in Grand Gedeh County. The activity was supported by Last Mile Health

VII. Challenges

- Lack of essential medications and medical supplies for case management (Grand Gedeh County)
- No movement and communication support for the surveillance team for field work (Grand Gedeh County)
- Delay lab result from NPHRL
- Lack of budget support for response (Grand Gedeh)
- Resident DSO (Tchien District, Grand Gedeh County) motorbike is in deplorable condition, and needs repair or to be replaced

Acute Flaccid Paralysis (AFP)

- ☞ One (1) case reported from Sinoe County
- ☞ Specimen was collected but rejected by NRL
- ☞ Cumulatively, twenty-three (23) cases were reported
 - Ten (10) tested negative
 - Twelve (12) pending

Neonatal Tetanus

- ☞ Zero neonatal tetanus case was reported
- ☞ Cumulatively, twenty-five (25) cases including 3 deaths reported

Influenza-Like Illnesses

Coronavirus Disease (COVID-19)

Outbreak

- ☞ No new confirmed cases reported
- ☞ Cumulatively, eight thousand, twenty-two (8,022) confirmed cases, including 294 deaths
 - 601 healthcare workers
- ☞ A total of 17,827 contacts have been generated
 - 1,772 healthcare workers

Public Health Actions

- IMS coordination meeting ongoing
- Surveillance activities including active case search and case investigation ongoing in the affected counties using WHO interim guidelines
- Case management ongoing for confirmed cases
- Compulsory testing among outgoing travelers as required by the country of destination ongoing

Influenza

- ☞ Zero suspected case was reported
- ☞ Cumulatively, 39 suspected cases reported

Viral Hemorrhagic Diseases

Lassa fever

- ☞ Four (4) suspected cases were reported: Bong (2) and Grand Bassa (2) Counties
- ☞ Specimens were collected and tested negative
- ☞ Cumulatively, one hundred seven (107) suspected cases reported
 - Proportion of suspected cases with a sample collected (95/107) 89%
 - Proportion of suspected cases with sample tested (95/95) 100%

Current Outbreak

Lassa fever disease

- ☞ No new confirmed case was reported
- ☞ Thirty-nine (39) contacts under 21 days' follow-up
- ☞ Cumulatively, seventy-three (73) laboratory-confirmed cases including 19 deaths reported (CFR=26%)

Table 5: Summary of Lassa fever Outbreak, Liberia, Jan 6, 2022-May 7, 2023

County	Outbreak Districts	Outbreak Start Date	Total suspected cases	Total confirmed cases	Deaths in HCWs	Total Deaths	CFR %	Total Contacts	# HCW contacts	Contacts became cases	HCW became confirmed case	Contacts under follow up	Contacts completed	Days in countdown	Outbreak Status
Montserrado	Bushrod	13-Feb-23	2	2	0	1	50%	29	21	0	0	0	29	Completed	Over
	Central Monrovia	3-Mar-23	1	1	0	1	100%	28	27	0	0	0	28	Completed	Over
Bong	Suakoko	21-Apr-23	35	30	1	5	50%	284	136	6	4	31	253	Active	Ongoing
	Sanoyea	5-Apr-22	6	2	0	2	100%	19	13	0	0	0	19	Completed	Over
	Jorquelleh	6-Jan-22	22	8	1	2	25%	94	61	3	3	0	94	Completed	Over
Grand Bassa	District 3A&B	9-Sep-22	52	27	0	7	26%	147	28	2	0	8	139	Active	Ongoing
Nimba	Saclepea-Mah	13-Mar-23	1	1	0	1	100%	36	32	4	0	0	36	Completed	Over
	Sanniquellie-Mah	2-Feb-23	10	2	0	0	0%	43	35	8	0	0	43	Completed	Over
			8	129	73	2	19	26%	680	353	23	7	39	641	

Public Health Measures

- NPHIL continues to provide technical support to the affected counties

I. Surveillance:

- Heightened case detection and reporting in affected communities and districts
- Situational reports are produced and shared regularly at the National Level
- Daily follow-up/monitoring of contacts

II. RCCE

- Health Education in affected and surrounding communities
- Health workers and visitors are encouraged to enhance IPC practices by regular washing of hands

III. Case Management

- Cases isolated and ribavirin treatment administered

IV. IPC

- Affected communities were empowered with the WASH package to enable them to undertake short-term interventions that will improve the sanitation situation in each community thereby helping in Lassa fever prevention and control

Yellow fever

- ☞ Three (3) cases were reported: Sinoe (1), Rivercess (1), and Lofa (1) Counties
- ☞ One specimen was collected and pending testing
- ☞ Cumulatively forty-four (44) suspected cases reported
 - Proportion of suspected cases with samples collected (36/44) 82%
 - Three samples were collected but not transported (Epi week 5 from Grand Gedeh, River Gee, and Grand Kru Counties)
 - Proportion of samples collected and tested (18/36) 50%
 - Negative- 18
 - Pending testing -18

Ebola Virus Disease

- ☞ Zero suspected case was reported

Diarrheal Diseases

Acute Bloody Diarrhea (Suspected Shigellosis)

- ☞ Eleven (11) cases were reported: Grand Kru (3), Lofa (3), Nimba (2), Bomi (1), Rivercess (1), and Sinoe (1) Counties
- ☞ Five specimens were collected and 1 was not transported from Grand Kru County
- ☞ Cumulatively, two hundred thirty (230) cases were reported

- One hundred (100) specimens were collected
 - 51 negative
 - 7 specimens rejected
- Thirteen (13) specimens were not transported in epi weeks 8, 12, 16 & 18

Severe Acute Watery Diarrhea (Suspected Cholera)

- ☞ Fifteen (15) cases were reported: Bong (4), River Gee (3), Montserrado (3), Lofa (2), Grand Gedeh (1), Grand Kru (1), and Sinoe (1) Counties
- ☞ Six (6) specimens were collected and 1 not transported from Grand Kru County
- ☞ Cumulatively, three hundred fourteen (314) cases reported
 - Ninety-eight (98) specimens collected
 - 42 tested negative
 - 7 rejected
- Fifteen (15) specimens were not transported in epi weeks 8, 12, 16, 17 & 18

Other Reportable Diseases

Animal bite (Human Exposure to Rabies)

- ☞ Seventy-two (72) animal bites were reported

Table 6: Distribution of Animal bite cases and PEP administration per county, Liberia, Epi week 18, 2023

Counties	Cases	Person receiving PEP	PEP doses administered	Cumulative cases (Wk 1-18)	Cumulative PEP administered (Wk 1-18)
Bomi	1	0	0	25	13
Bong	8	4	4	108	47
Gbarpolu	1	0	0	11	0
Grand Bassa	7	0	0	98	5
Grand Cape Mount	2	2	2	35	18
Grand Gedeh	0	0	0	42	4
Grand Kru	7	0	0	108	15
Lofa	2	2	2	90	32
Margibi	1	0	0	76	38
Maryland	7	4	3	59	23
Montserrado	21	1	1	308	97
Nimba	8	5	5	141	47
Rivercess	4	4	4	26	21
River Gee	0	0	0	48	0
Sinoe	3	0	0	51	2
Total	72	22 (31%)	21	1,226	362

Public Health Actions

- ☞ Ongoing monitoring and follow-up of cases

Meningitis

- ☞ One (1) case was reported from Montserrado County
- ☞ Specimen was collected and tested negative
- ☞ Cumulatively, seventeen (17) suspected cases reported
 - Proportion of suspected cases with samples collected (15/17) 88%
 - Proportion of sample tested (10/15) 67%
 - 9 negative and 1 positive

Mpox

- ☞ Three (3) suspected cases were reported: Sinoe (2) and Nimba (1) counties
- ☞ Three specimens were collected: 3 tested negative
- ☞ Cumulatively, sixty-five (65) suspected cases reported
 - Seven (7) confirmed

Outbreak

Mpox:

- ☞ Three (3) new confirmed cases were reported Nimba and Sinoe Counties
- ☞ Total confirmed cases reported: 12
- ☞ Total contacts under follow-up: 76
- ☞ Counties currently in outbreak: 3

Table 7: Summary of Mpox Outbreak, Liberia, Dec 5, 2022 – May 7, 2023

County	Outbreak Districts	Outbreak Start Date	Total suspected cases	Total confirmed cases	Total confirmed in HCWs	Deaths in HCWs	Total Deaths	CFR	Total Contacts	# HCW contacts	Contacts_became cases	Contacts under follow up	Contacts completed	Days in countdown	Outbreak Status	Comments
Rivercess	Jo-River	22-Feb-23	1	1	0	0	0	0%	6	2	0	0	6	Completed	Over	
Cape Mount	Garwula	22-Feb-23	2	2	0	0	0	0%	6	0	1	0	6	Completed	Over	
Nimba	Boe Quilla	05-Apr-23	4	1	0	0	0	0%	25	4	0	25	0	2	Ongoing	
Sinoe	Kpanyan	18-Apr-23	11	1	0	0	0	0%	37	0	0	8	29	20	Ongoing	
Gbarpolu	Belle	17-Mar-23	2	1	0	0	0	0%	7	0	0	7	0	32	Ongoing	
Total	9		20	6	0	0	0	0%	81	6	1	40	41			

Public Health Measures

I. Coordination

- National Public Health Institute of Liberia (NPHIL) and Ministry of Health (MOH) and partners are providing technical support to the County Health Teams

II. Epidemiological Surveillance

- Active case search, case investigation, and contact tracing are ongoing in affected and neighboring communities and districts
- Daily monitoring of contacts ongoing by the surveillance team

III. Laboratory

- Ongoing testing of Mpox samples
- Twelve (12) Mpox cases have been confirmed

IV. Risk Communication and Community Engagement

- Community engagement and awareness in the affected community and surrounding towns ongoing

V. Key Challenges

- No support from county-based partners for response activities
- Limited IPC materials for response activities
- Limited copies of Mpox standard case definitions

Events of Public Health Importance

Maternal Mortality

- ☞ Five (5) deaths were reported: Lofa (2), Montserrado (2), and Gbarpolu (1) Counties
- ☞ Reported causes: PPH (2), Sepsis (1), under review (2)
- ☞ Reporting Site:
 - All deaths occurred at the health facility
- ☞ Cumulatively, one hundred-fourteen (114) deaths reported
 - Proportion of death reviewed (26/114) 23%
 - Proportion of community death (15/114)13%

Neonatal Mortality

- ☞ Ten (10) deaths were reported: Montserrado (7), Grand Bassa (1), Grand Kru (1), and Maryland (1) Counties
- ☞ Reported causes: Birth Asphyxia (7), Neonatal sepsis (2) Prematurity (1)
- ☞ Reporting sites:
 - All deaths occurred at the health facility
- ☞ Cumulatively, two hundred sixty (260) deaths reported

Adverse Events Following Immunization (AEFI)/Adverse Drug Reaction (ADR)

- ☞ Nine (9) cases were reported: Grand Kru (4), Grand Bassa (2), Gbarpolu (1), Lofa (1), Sinoe (1) Counties
- ☞ All reported cases were non-serious
- ☞ Related vaccine:
 - COVID-19/J&J (3/9) 33%
 - Measles (2/9) 22%
 - Others (4/9) 44%
- ☞ Cumulatively, two hundred fifty-eight (258) events were reported and COVID-19 accounted for (126/258) 49%

Border Surveillance Update

- ☞ A total of 5,615 travelers were recorded for the week with incoming travelers accounting for 48% (2,692/5,615)

Table 8: Border activity at the PoE for Incoming and Outgoing Travelers, Liberia, Epi week 18, 2023

Type of Ports	Point of Entry	Weekly total	Arrival	Departure	Total traverlbers with YB	Yellow Book Damage	Card Replaced	Travelers Vaccinated against YF & Issued book	Alerts detected/ Verified	COVID-19 Reactive	Evidence of COVID-19 vaccination card/certificate
Airport	James S. Paynes	114	61	53	8	0	0	0	0	0	10
	Robert Int'l Airport	4269	2036	2233	4240	3	18	8	0	0	4269
Seaport	Freeport of Monrovia	192	96	96	192	0	0	0	0	0	192
	Buchanan Port	42	21	21	42	0	0	0	0	0	42
Land Crossing	Bo Water Side	565	261	304	559	2	2	4	0	0	555
	Ganta	276	138	138	76	0	0	12	0	0	66
	Yekepa	65	34	31	29	0	0	0	0	0	48
	Loguatu	92	45	47	82	0	0	0	0	0	74
Tatol		5,615	2,692	2,923	5,228	5	20	24	0	0	5,256

Note: Yellow book issue for both arrival and departure; Vaccination coverage for both arrival and departure

Public Health Measures

National level

- ▣ Community engagement and border meeting airing messages on Lassa fever, Monkey pox, COVID-19, and Measles in Nimba, Grand Cape Mount, and Grand Bassa Counties
- ▣ Completed IDSR training for health facility focal persons and other surveillance actors in 3 districts in Montserrado County
- ▣ R training ongoing to upgrade the scales of data analysts and surveillance officers

County-level

▣ **Coordination**

- Partner coordination and resource mapping

▣ **Surveillance**

- Publication of situational reports
- Active case search ongoing in affected and surrounding communities

▣ **Case Management**

- Administration of PEP
- Management of measles cases ongoing

Appendix

Summary of Immediately Reportable Diseases, Conditions, and Events by County

		Bomi	Bong	Gbarpolu	Grand Bassa	Grand Cape Mount	Grand Gedeh	Grand Kru	Lofa	Margibi	Maryland	Montserrado	Nimba	Rivercess	River Gee	Sinoe	Total Weekly	Cumulative Reported	Cumulative Lab-confirmed	
No. of Expected Health District		4	9	5	8	5	6	5	6	4	6	7	6	6	6	10	93			
No. of Health District Reported		4	9	5	8	5	6	5	6	4	6	7	6	6	6	10	93			
Vaccine Preventable Disease	Acute Flaccid Paralysis (Suspected Polio)	A	0	0	0	0	0	0	0	0	0	0	0	0	0	0	1	1	23	0
		D	0	0	0	0	0	0	0	0	0	0	0	0	0	0	0	0	0	0
	Measles	A	1	6	3	4	2	21	15	7	12	17	26	9	0	3	6	132	3,221	27
		D	0	0	0	0	0	0	0	0	0	0	0	0	0	0	0	0	0	0
	Neonatal Tetanus	A	0	0	0	0	0	0	0	0	0	0	0	0	0	0	0	0	22	0
		D	0	0	0	0	0	0	0	0	0	0	0	0	0	0	0	0	3	0
	Yellow fever	A	0	0	0	0	0	0	0	1	0	0	0	0	1	0	1	3	44	0
		D	0	0	0	0	0	0	0	0	0	0	0	0	0	0	0	0	0	0
Viral Hemorrhagic Disease	Dengue fever	A	0	0	0	0	0	0	0	0	0	0	0	0	0	0	0	0	0	0
		D	0	0	0	0	0	0	0	0	0	0	0	0	0	0	0	0	0	0
	Ebola Virus Disease	A	0	0	0	0	0	0	0	0	0	0	0	0	0	0	0	0	0	0
		D	0	0	0	0	0	0	0	0	0	0	0	0	0	0	0	0	0	0
	Lassa fever	A	0	2	0	2	0	0	0	0	0	0	0	0	0	0	0	4	93	20
		D	0	0	0	0	0	0	0	0	0	0	0	0	0	0	0	0	14	8
Influenza-Like Disease	COVID-19	A	0	0	0	0	0	0	0	0	0	0	0	0	0	0	0	0	0	0
		D	0	0	0	0	0	0	0	0	0	0	0	0	0	0	0	0	0	0
	Influenza Like Illnesses	A	0	0	0	0	0	0	0	0	0	0	0	0	0	0	0	0	39	0
		D	0	0	0	0	0	0	0	0	0	0	0	0	0	0	0	0	0	0
Diarrheal Disease	Acute Bloody Diarrhoea (Shigellosis)	A	1	0	0	0	3	0	3	0	0	0	2	1	0	1	11	230	0	
		D	0	0	0	0	0	0	0	0	0	0	0	0	0	0	0	0	0	0
	Severe Acute Watery Diarrhoea (Cholera)	A	0	4	0	0	0	1	1	2	0	0	3	0	0	3	1	15	314	0
		D	0	0	0	0	0	0	0	0	0	0	0	0	0	0	0	0	0	0
Events of Public Health Interest	Maternal Mortality	D	0	0	1	0	0	0	2	0	0	2	0	0	0	0	5	114		
	Neonatal Mortality	D	0	0	0	1	0	0	1	0	0	1	7	0	0	0	10	260		
	AEFI	A	0	0	1	2	0	0	4	1	0	0	0	0	0	0	1	9	258	0
		D	0	0	0	0	0	0	0	0	0	0	0	0	0	0	0	0	0	0
	Unexplained Cluster of Health Events/Disease	A	0	0	0	0	0	0	0	0	0	0	0	0	0	0	0	0	0	0
		D	0	0	0	0	0	0	0	0	0	0	0	0	0	0	0	0	0	0
Other Reportable Diseases	Mpox	A	0	0	0	0	0	0	0	0	0	0	1	0	0	2	3	65	12	
		D	0	0	0	0	0	0	0	0	0	0	0	0	0	0	0	0	0	0
	Tuberculosis	A	0	0	0	0	0	0	0	0	0	0	0	0	0	0	0	0	0	0
		D	0	0	0	0	0	0	0	0	0	0	0	0	0	0	0	0	0	0
	Human Exposure to Rabies (Suspected Human)	A	1	8	1	7	2	0	7	2	1	7	21	8	4	0	3	72	1,226	0
		D	0	0	0	0	0	0	0	0	0	0	0	0	0	0	0	0	1	0
	Meningitis	A	0	0	0	0	0	0	0	0	0	0	1	0	0	0	0	1	17	0
		D	0	0	0	0	0	0	0	0	0	0	0	0	0	0	0	0	1	0
	Unexplained Cluster of deaths	A	0	0	0	0	0	0	0	0	0	0	0	0	0	0	0	0	0	0
		D	0	0	0	0	0	0	0	0	0	0	0	0	0	0	0	0	0	0
Neglected Tropical Diseases	Buruli Ulcer	A	0	0	0	0	0	0	0	0	0	0	0	0	0	0	0	0	0	0
		D	0	0	0	0	0	0	0	0	0	0	0	0	0	0	0	0	0	0
	Yaws	A	0	0	0	0	0	0	0	0	0	0	0	0	0	0	0	0	0	0
		D	0	0	0	0	0	0	0	0	0	0	0	0	0	0	0	0	0	0
TOTAL		3	20	6	16	0	25	0	18	0	25	0	20	0	6	16	266	5945	40	

D = Dead A = Alive

Notes

- ☞ **Completeness** refers to the proportion of expected weekly IDSR reports received (target: $\geq 80\%$)
- ☞ **Timeliness** refers to the proportion of expected weekly IDSR reports received by the next level on time (target: $\geq 80\%$). The time requirement for weekly IDSR reports:
 - Health facility - required on or before 5:00 pm every Saturday to the district level
 - Health district - required on or before 5:00 pm every Sunday to the county level
 - County - required on or before 5:00 pm every Monday to the national level
- ☞ **Non-polio AFP rate** is the proportion of non-polio AFP cases per 100,000 among the estimated population under 15 years of age in 2017 (annual target: $\geq 2/100,000$)
- ☞ **Non-measles febrile rash illness rate** refers to the proportion of Negative measles cases per 100,000 population
- ☞ **Annualized maternal mortality rate** refers to the maternal mortality rate of a given period of less than one year and it is the number of maternal deaths per 100,000 live births
- ☞ **Annualized neonatal mortality rate** refers to the neonatal mortality ratio of a given period of less than one year and it is the number of neonatal deaths per 1,000 live births
- ☞ **Epi-linked** refers to any suspected case that has not had a specimen taken for serologic confirmation but is linked to a laboratory-confirmed case
- ☞ **Confirmed case** refers to a case whose specimen has been tested positive or reactive upon laboratory testing, or has been classified as confirmed by either epidemiologic linkage with a confirmed case or clinical compatibility with the disease or condition

Epidemiological bulletin published with support from WHO and CDC

For comments or questions, please contact

Ralph W. Jetoh, MD, MPH
Director

Infectious Disease and Epidemiology Division
National Public Health Institute of Liberia
Republic of Liberia

Email: ralphica2000@gmail.com
Phone: +231 886526388/777372655
Website: www.nphil.gov.lr

National Public Health Institute of Liberia (NPHIL)

MISSION

To prevent and control public health threats by promoting healthy outcomes and serving as a source of knowledge

VISION

A center of excellence to create health outcomes for Liberians through a strong preventive health system and expertise

EDITORIAL TEAM

DIDE / NPHIL

A. N. Mianah
I. P. Pewu
T. O. Yeabah
J. S. Kokro
E. Dwalu
A.B. Corvah
G. B. Williams
S. K. Zayzay
L. W. Colee
M. Tegli
T. L. Hall
S. L. Flomo
M. S. Quiah
C. T. Yeah
L. K. Seepoe
J. O. Abel
P. J. Thomas
H. M. Sherman
M.D. Vaye
N. K. Dovillie
A. Coker
S. Nuwolo

Ministry of Health
WHO Liberia Office

Data sources

Data and information is provided by the fifteen County Surveillance Officers and National Public Health Reference Laboratory via regular weekly reports, telephone calls and email exchanges. Situations are evolving and dynamic therefore numbers stated are subject to change.